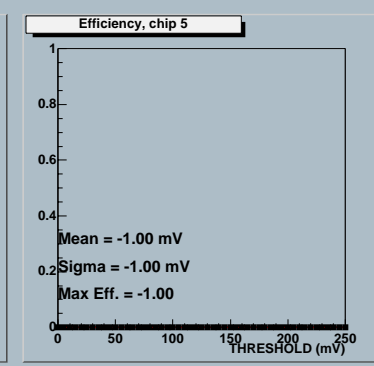
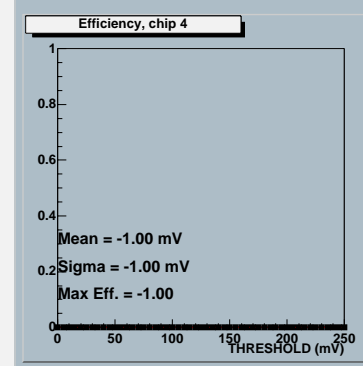
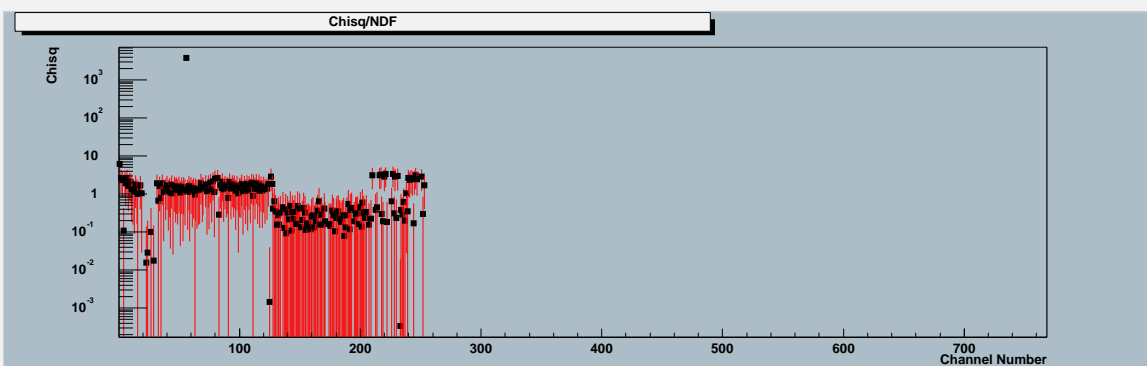
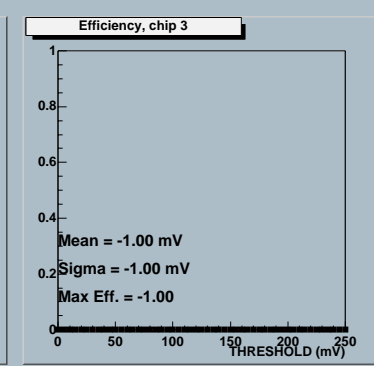
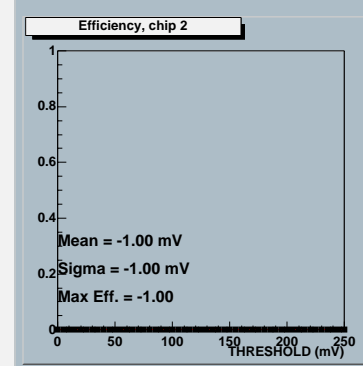
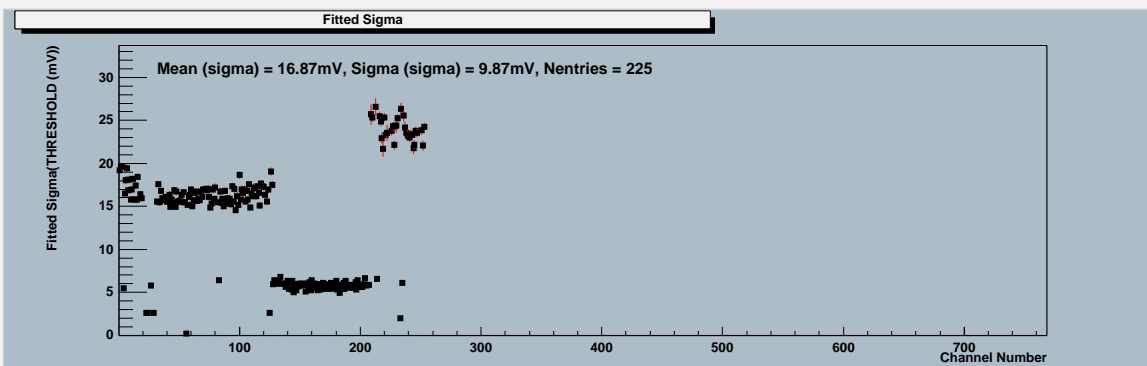
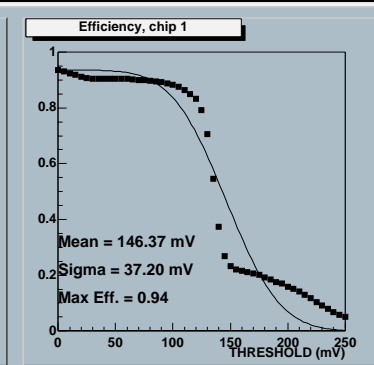
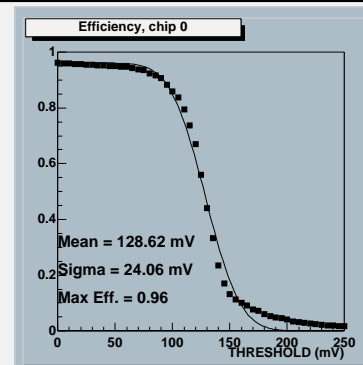
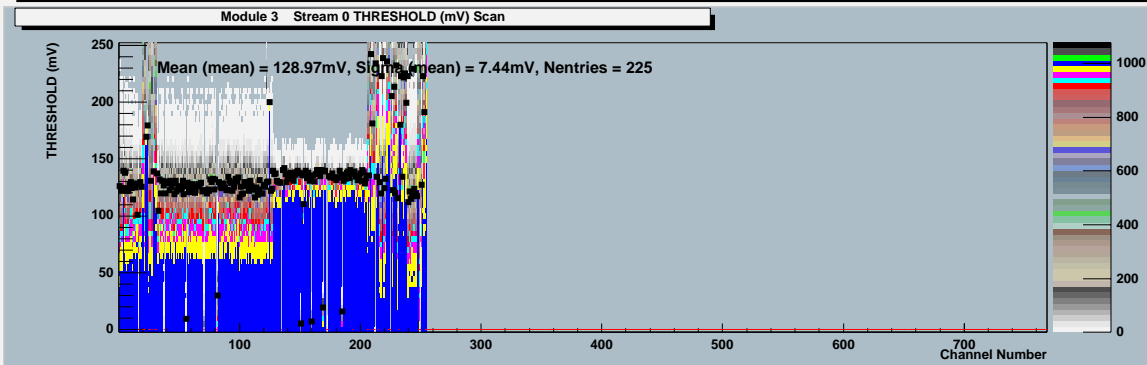


```
#run scan q ABCD2T in beam at -10 deg.C
#1115 1 0.00
#1115 2 0.60
#1115 3 0.80
#1115 4 1.00
#1115 5 1.20
#1115 6 1.40
#1115 7 1.50
#1115 8 1.60
#1115 9 1.80
1115 10 2.00
1115 11 2.20
1115 12 2.50
1115 13 3.00
1115 14 3.50
1115 15 4.00
1115 16 4.50
1115 17 5.00
1115 18 5.50
1115 19 6.00
1115 20 6.50
1115 21 7.00
1115 22 7.50
1115 23 8.00
```

# ATLAS SCT Module Test

Run 1115 Scan 4 Module 3 Stream 0 Scan type: THRESHOLD (mV)



# ATLAS SCT Module Response Curve - ABCD2T - 2nd-order Polynomial fit

Run 1115 Scans 10 - 23 Charges 2.00 - 8.00 fC Module 3 Stream 0

