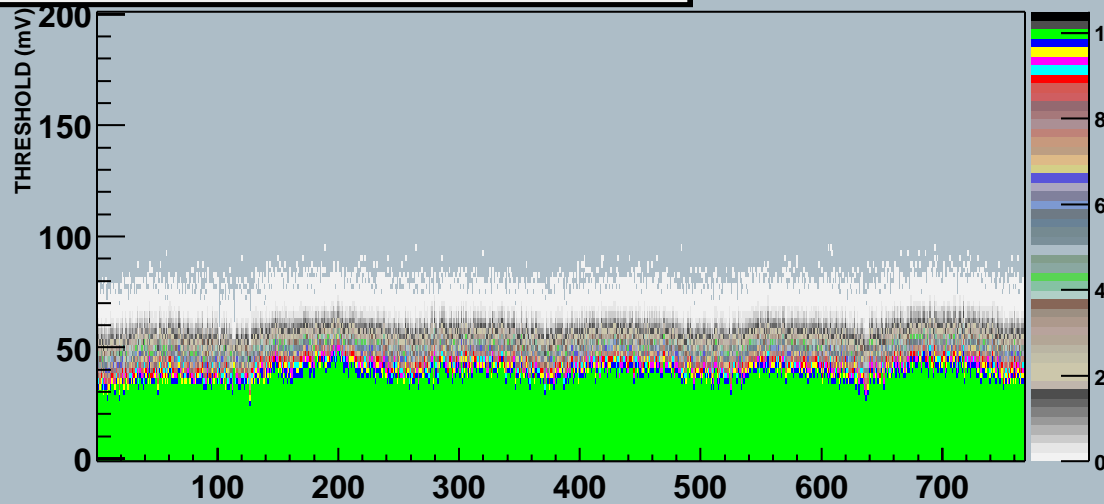


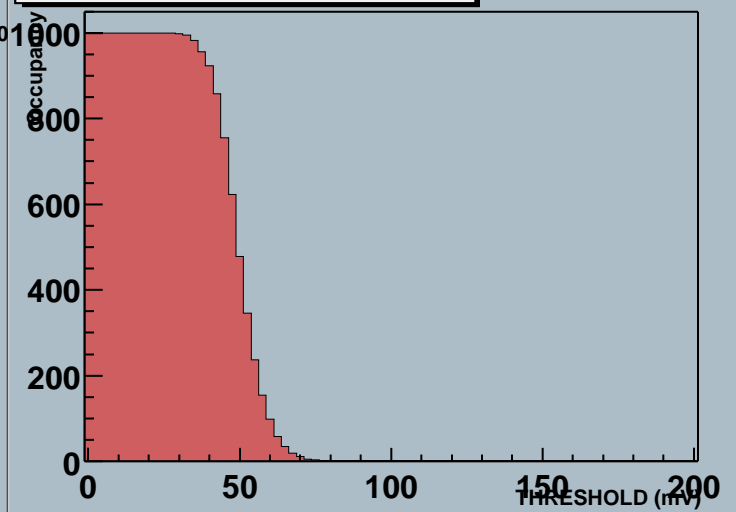
ATLAS SCT Scan Comparison - linear scale

**Run 1701 Scan 1 Module 0 Stream 0 (Projection of ch 0 to ch 767) vs
Run 1701 Scan 1 Module 0 Stream 1 (Projection of ch 0 to ch 767)**

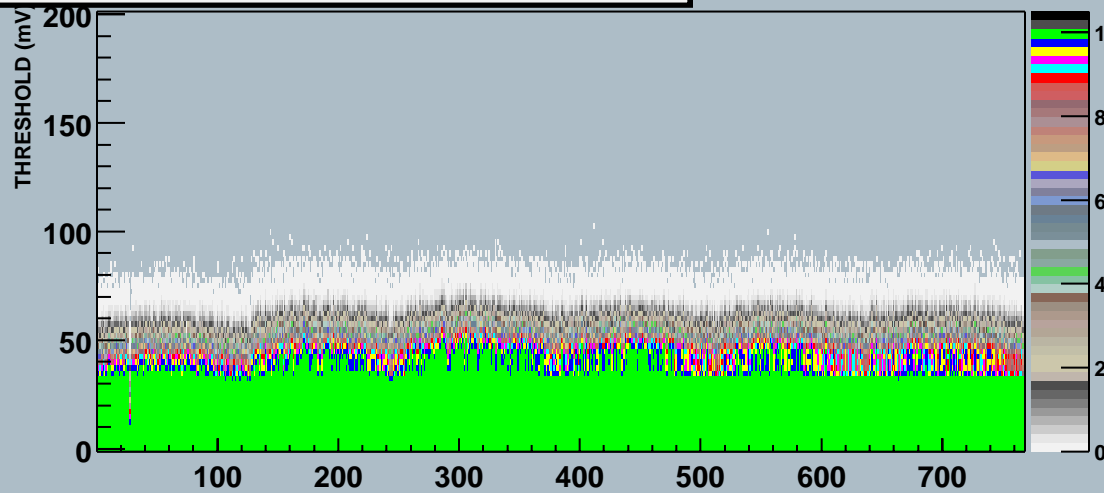
Module 0 0170200003b220s30q2t140r0 Stream 0 THRESHOLD (mV) Scan



Module 0 0170200003b220s30q2t140r0 Stream 0 THRESHOLD (mV) Scan



Module 0 0170200003b220s30q2t140r0 Stream 1 THRESHOLD (mV) Scan



Module 0 0170200003b220s30q2t140r0 Stream 1 THRESHOLD (mV) Scan

